

# MAKING FIRE

## THREE PIECES TO THE PUZZLE

Unscramble the words to reveal what three things you need to make a fire.

1. Something to burn

U E F L


2. Something to get fuel hot enough to burn

T H A E

3. Something found in the air

X N O Y G E

1. \_\_\_\_\_



3. \_\_\_\_\_

WHAT HAPPENS IF YOU ONLY HAVE TWO SIDES OF THE TRIANGLE?



WHAT MAKES A FIRE?

PLAY THE GAMES BELOW AND YOU WILL KNOW!



## WHAT'S WHAT?

Identify the items below as a source of fuel, heat, or oxygen:

**F** - next to fuel sources - things that will burn

**H** - next to heat sources - things that provide the heat needed to start a fire

**O** - next to oxygen sources - things that provide oxygen

|  |               |          |
|--|---------------|----------|
|  | MATCH         | <u>H</u> |
|  | TREE BRANCH   | _____    |
|  | SPARKS        | _____    |
|  | GASOLINE      | _____    |
|  | AIR           | _____    |
|  | LIGHTER       | _____    |
|  | BRUSH         | _____    |
|  | WOOD          | _____    |
|  | PINE NEEDLES  | _____    |
|  | DRY GRASS     | _____    |
|  | LIT CIGARETTE | _____    |
|  | CANDLE WICK   | _____    |

## COMPLETE THE FIRE TRIANGLE

Find three pathways to the fire triangle—a path of fuel sources, a path of heat sources and a path of oxygen sources. Do not move diagonally.

START

| FUEL | HEAT | OXYGEN |  |  |  |  |  |  |  |  |  |  |  |  |  |  |  |  |  |  |
|------|------|--------|--|--|--|--|--|--|--|--|--|--|--|--|--|--|--|--|--|--|
|      |      |        |  |  |  |  |  |  |  |  |  |  |  |  |  |  |  |  |  |  |
|      |      |        |  |  |  |  |  |  |  |  |  |  |  |  |  |  |  |  |  |  |
|      |      |        |  |  |  |  |  |  |  |  |  |  |  |  |  |  |  |  |  |  |
|      |      |        |  |  |  |  |  |  |  |  |  |  |  |  |  |  |  |  |  |  |
|      |      |        |  |  |  |  |  |  |  |  |  |  |  |  |  |  |  |  |  |  |
|      |      |        |  |  |  |  |  |  |  |  |  |  |  |  |  |  |  |  |  |  |
|      |      |        |  |  |  |  |  |  |  |  |  |  |  |  |  |  |  |  |  |  |
|      |      |        |  |  |  |  |  |  |  |  |  |  |  |  |  |  |  |  |  |  |

END FUEL      END HEAT      END OXYGEN



KEEP OREGON GREEN ASSOCIATION  
PO BOX 12365, SALEM, OR 97309-  
0365 503.945.7498




## Fuel Sources - things that will burn

1. \_\_\_\_\_
2. \_\_\_\_\_
3. \_\_\_\_\_
4. \_\_\_\_\_
5. \_\_\_\_\_
6. \_\_\_\_\_

## Heat Sources - things that provide the heat needed to start a fire

1. \_\_\_\_\_
2. \_\_\_\_\_
3. \_\_\_\_\_
4. \_\_\_\_\_
5. \_\_\_\_\_
6. \_\_\_\_\_

**CAN YOU FIND SIX FUEL SOURCES AND SIX HEAT SOURCES IN THE FOREST SCENE BELOW?**



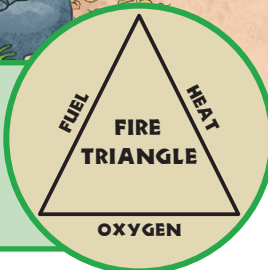
## PUTTING THE FIRE OUT!



You can prevent a fire by keeping the parts of the fire triangle away from each other. Don't let heat sources get next to fuel sources.

Once a fire starts, you can put it out by taking away one side of the fire triangle.

**CIRCLE ITEMS THAT COULD HELP YOU PUT OUT A FIRE.**



LEARN MORE ABOUT THE KEEP OREGON GREEN RANGER PROGRAM AT [www.keeporegongreen.org](http://www.keeporegongreen.org)



KEEP OREGON GREEN ASSOCIATION  
PO BOX 12365, SALEM, OR 97309-  
0365 503.945.7498

Answers: Fuel Sources: trees, chainsaw fuel, dry grass, dry wood on ground, pile of twigs, dry leaves on ground Heat Sources: Matches, running car, campfire sparks, coals in BBQ, lit cigarette, motorcycle parked in dry grass, sparks from chainsaw Items to help put fire out: fire extinguisher, shovel, bucket of water